

- NOTES:
1. MAIN CONDUIT BOX MAY BE ROTATED IN 90° INCREMENTS
 2. STANDARD PRODUCT USE BI-DIRECTIONAL FAN. OPPOSITE ROTATION AVAILABLE ONLY BY CONNECTION CHANGE.
 3. KEY DIMENSIONS EQUAL 0.750" x 0.750" x 1.75" (MOTOR SUPPLIED WITH KEY)

UNITS: INCHES

TOSHIBA RESERVES THE RIGHT TO MAKE CHANGES OF TECHNICAL IMPROVEMENT WITHOUT NOTICE. DO NOT USE FOR CONSTRUCTION, INSTALLATION, OR APPLICATION PURPOSES UNLESS THE DRAWING IS CERTIFIED.

**180TC NEMA-BA TEFC FRAME
F1 ASSEMBLY**

MDSL089-02

TOSHIBA

TOSHIBA INTERNATIONAL CORPORATION

TOLERANCES

.X .1
.XX .03
.XXX .005
.XXXX .0005

**MAXIMUM
MOTOR WEIGHT**

97 lbs.
44 kgs.

NO	REVISION	DATE	CHECK
1	ADDED KEY DIMENSIONS	08/08/12	S. CLANCY
0	FIRST ISSUE	12/29/10	N. MOMIN

**EQP Global 841
XT SERIES**

DRAWN BY: N. MOMIN
CHECK BY: _____
APPROVED BY: _____

www.toshiba.com/ind

TOSHIBA INTERNATIONAL CORPORATION
Industrial Division / Houston Motor Plant

**SQUIRREL CAGE INDUCTION MOTOR
 PERFORMANCE SPECIFICATIONS**

INDEX	MPCF-1033
SHEET NO.	1 of 1
ISSUED	11/08/96
SUPERSEDES	10/06/95
REVISION	1
WRITTEN BY	R. EVANS
APPROVED BY	<i>Jay Bugbee</i>

Customer Tag:

CUSTOMER:
 TIC SR No.:
 Customer PO:

MOTOR NAMEPLATE DATA

H.P.: 2	VOLTS: 575	3 Ø / 60	Hz	S. RPM: 1200
FRAME: 184TC	ENCL: TEFC	FLAMPS: 2.7		FLRPM: 1170
FORM: FCKL1	S.F.: 1.15	NEMA DESIGN: B		INSUL CLASS: F
TYPE: IKH	AMB.: 40C	CODE: L		DUTY: CONT.
MODEL No.: 0026XDSC47A-P		kW: 1.5		Serial No.:
NOM. EFF.: 88.5	MIN. EFF.:	P.F.: 64.5		

AMPERAGE Locked Rotor: 20	TORQUES FULL LOAD (lb-ft.): 9.0 LOCKED ROTOR (%): 279 BREAK DOWN (%): 462	** BEARINGS: Drive End: 6306C3 Opposite Drive End: 6306C3
--	--	--

EFFICIENCY (%) FULL LOAD: 88.5 3/4 LOAD: 86.7 1/2 LOAD: 82.4	POWER FACTOR (%) FULL LOAD: 62.8 3/4 LOAD: 54.9 1/2 LOAD: 43.0
---	---

ALL CHARACTERISTICS ARE AVERAGE EXPECTED VALUES BASED UPON RATED VOLTAGE, FREQUENCY AND SINEWAVE POWER INPUT.

* TEMPERATURE RISE WILL BE CONSISTENT WITH INSULATION, AMBIENT AND SERVICE FACTOR AS DEFINED BY NEMA-MG-12.43 OR -20.40.

** BEARINGS ARE THE ONLY RECOMMENDED SPARE PART(S).

CERTIFIED BY:
DATE:

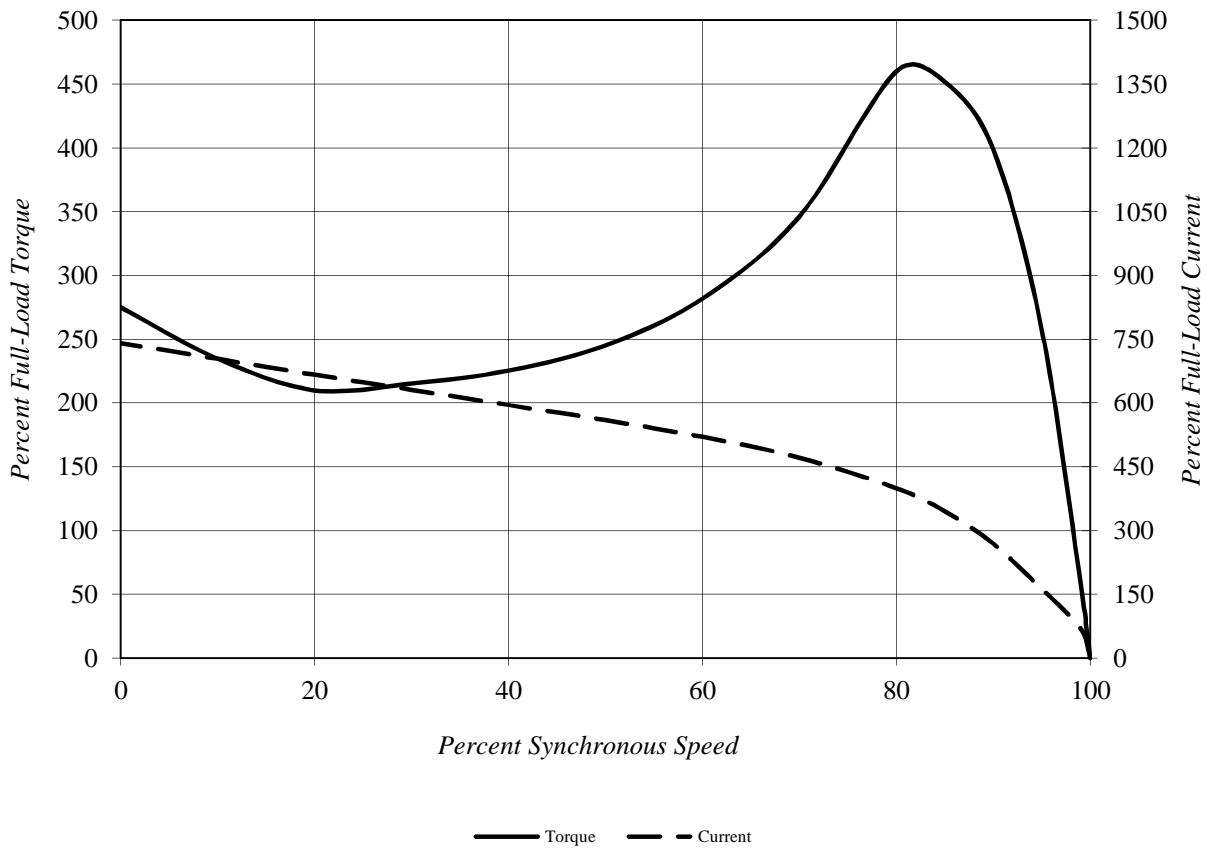
TOSHIBA INTERNATIONAL CORPORATION

Speed Torque/Current Curve

Model #:	0026XDSC47A-P			FLAmps:	2.7
Enclosure:	TEFC	Voltage:	575 V	Frame:	184TC
Pole:	6	Frequency:	3 PH / 60 Hz	Ins. Class:	F
HP:	2	Rotor Inertia:	0.59 lb-ft ²	Date:	10-Nov-2011
FLRPM:	1170	Load Inertia:	N/A	File:	KH6002C

Locked Rotor Amps:	20	Load Type:	N/A
Locked Rotor Torque:	275%	Starting at:	N/A
Breakdown Torque:	460%	Accel. Time:	N/A
Rated Torque:	9 lb-ft		

Design Values



Comments: _____

D.E. Curve #: _____

Prepared by: Van Truong

Checked by:

TOSHIBA

Reliability in Motion

TOSHIBA INTERNATIONAL CORPORATION

INDUSTRIAL DIVISION

PO BOX 40906

HOUSTON TX 77240

(713) 466-0277

(800) 231-1412

FAX (713) 466-8773

SPARE PARTS (RECOMMENDED)

OTHER THAN THE GREASE USED FOR RE-GREASABLE BEARINGS, **TOSHIBA** ADVISES THAT THERE ARE NO "USE" PARTS. THE ONLY INSURANCE SPARES THAT **TOSHIBA** SUGGESTS FOR THESE SQUIRREL CAGE INDUCTION MOTORS ARE INDUSTRY STANDARD, AND COMMERCIALY AVAILABLE ANTI-FRICTION BEARINGS, AS NOTED BELOW.

MOTOR COMPONENTS (SUCH AS TERMINAL BOXES, FAN COVERS, MACHINED PARTS) ARE AVAILABLE UPON SPECIAL REQUEST. IN THIS CASE, PLEASE ADVISE OUR ORDER ENTRY DEPARTMENT THE MODEL AND SERIAL NUMBERS (FOUND ON THE MOTOR NAMEPLATE) , AND A DESCRIPTION OF THE COMPONENT REQUIRED. THEY WILL THEN FURNISH THE CURRENT PART NUMBER, PRICE AND AVAILABILITY.

(NOTE: OUR INTERNAL PART NUMBERS ARE SUBJECT TO CHANGE WITHOUT NOTICE, AND ARE NOT PUBLISHED).

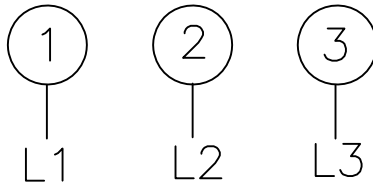
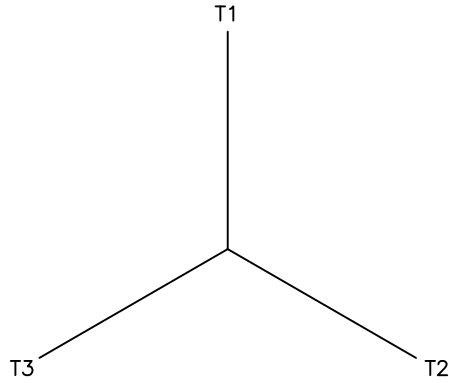
PLEASE ADVISE IF YOU HAVE ANY QUESTIONS.

CUSTOMER:
PURCHASE ORDER #
Customer Tag:

TOSHIBA FILE #
MODEL # **0026XDSC47A-P**
HP / RPM / ENCL / FRAME: **2** / **1200** / **TEFC** / **184TC**
DRIVE END BEARING: **6306C3**
OPPOSITE DRIVE END BEARING: **6306C3**

Prepared By:
Date:

Motor Connection Diagram 3 Leads - Wye Connection



Switch L1 and L2 to reverse rotation

Each lead may consist of more than one cable.
If multiple cables represent a single lead, each one
of them will be labeled with the appropriate lead number.