Uncontrolled Copy

版本	ECO	制图	日期	批准	日期
M	0030713	A.NAJERA	02-06-2013	J. DE LUNA	02-06-2013

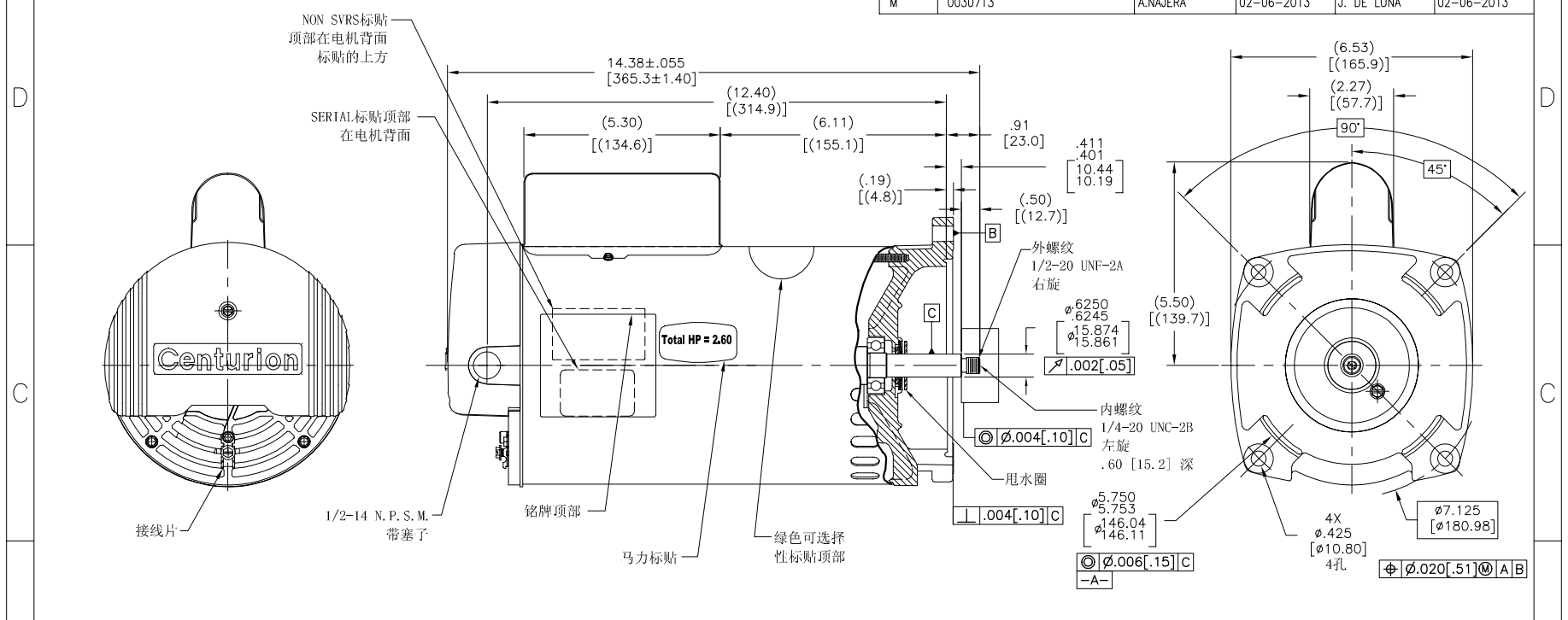

NAMEPLATE DATA	EXTERNAL CONNECTION DIAGRAM	NOTES
MODEL: 196445 CUST PN: B2984 HP: 2.0/.25 SF: 1.30 ROT: CCWPE RPM: 3450/1725 TYPE: CXCP CODE: G FORM: FRAME: Y56Y VOLTS: 230 AMPS: MAX AMPS: SF AMPS: 11.0/1.8 PH: 1 HZ: 60 INS: F AMB: 50°C DUTY: CONT ENCLOSURE: ODP THERMALLY PROTECTED	GRD GREEN (GROUND) USE COPPER CONDUCTORS ONLY INSTALL MOTOR WITH VENTS DOWN ACCEPTABLE FOR FIELD WIRING	1. 量规测量方法如图所示，螺纹外径与中心的同心度为.004[.10] 2. 轴向窜动不超过.010[.25] 3. 括号内尺寸为参考尺寸。 4. 表面为黑色喷漆。 5. 2.60 SF HP

PERFORMANCE CURVE		APPROVED SAMPLE	
0116755		0701617	
UL COMPONENT		CSA	
FILE#	CCN#	FILE#	GUIDE#
E44549	PRGY2	LR4642	4211-01
CUSTOMER	DISTRIBUTION		

形位公差
平面度
直线度
倾斜度
垂直度
平行度
圆度
圆柱度
面轮廓度
线轮廓度
圆跳动
位置度
同轴度
对称度

ASME Y14.5M 1994

除另有注明
尺寸公差如下：

	X	XX	XXX	XXXX
英寸	±.1	±.02	±.005	±.0005
毫米	±0.5	±0.13	±0.013	

角度 ±.50 度
清理毛刺和尖棱
英寸 .003-.015 毫米 0.1-0.4
内圆角
英寸 .020 毫米 0.5
表面粗糙度
英制 125 米制 3.2
米制尺寸显示在[ ]

绘图:	D. MUÑOZ	08-22-2008
批准:	M. OVERHOLSER	08-22-2008
第三角投影	图纸格式发布日期	11-11-2011
	图纸格式版本	H

机密：本图纸及相关信息所有权归REGAL-BELOIT CORPORATION，未经REGAL-BELOIT CORPORATION书面授权，不得泄露、复制、传播或作其他用途。一版权所有

REGAL REGAL-BELOIT CORPORATION

名称 MODEL-PFHP-56FR OUTLINE

图编	图号	
C	B2984	
比例 NONE		页号 1

Uncontrolled Copy

REV	ECO	REV BY	DATE	APPD	DATE
M	0030713	A.NAJERA	02-06-2013	J. DE LUNA	02-06-2013

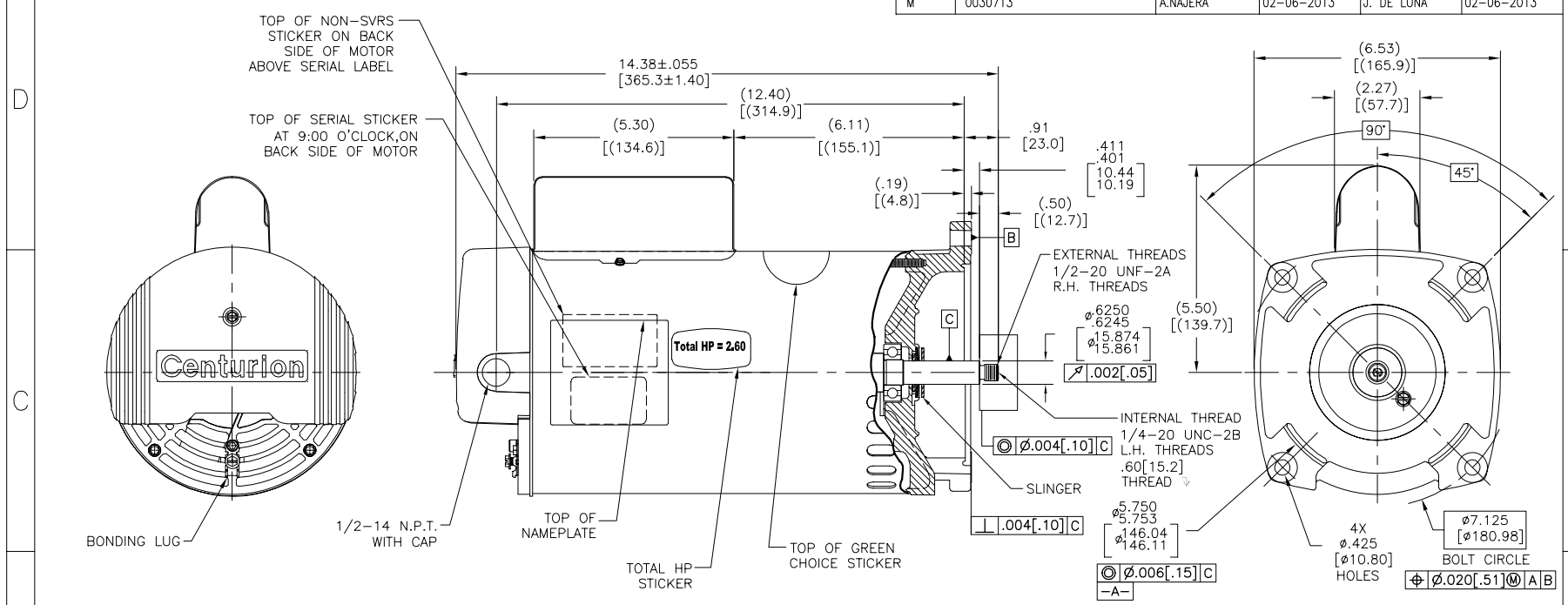

NAMEPLATE DATA

MODEL: 196445
CUST PN: B2984
HP: 2.0/.25 SF: 1.30
ROT: CCWPE
RPM: 3450/1725
TYPE: CXCP CODE: G
FORM: FRAME: Y56Y
VOLTS: 230
AMPS:
MAX AMPS:
SF AMPS: 11.0/1.8
PH: 1 HZ: 60
INS: F AMB: 50°C
DUTY: CONT
ENCLOSURE: ODP
THERMALLY PROTECTED

EXTERNAL CONNECTION DIAGRAM

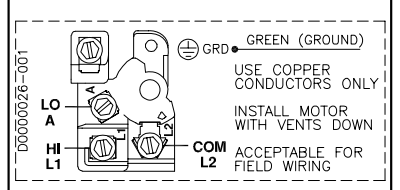

NOTES

1. FOR THREADED SHAFT EXT. ECCENTRICITY OF THREADED PORTION OF SHAFT IS HELD WITHIN .004[.10] TOTAL GAGE READING WITH THE INDICATOR ON O.D. OF GROUND RING GAGE AS SHOWN. THE GAGE BEING STATIONARY WITH RESPECT TO THE ROTOR.
2. END PLAY NOT TO EXCEED .010[.25] MEASURED WITH NO THRUST.
3. ALL DIMENSIONS SHOWN IN PARENTHESIS ARE REFERENCE DIMENSIONS.
4. FINISH PAINT TO BE BLACK.
5. 2.60 SF HP

PERFORMANCE CURVE		APPROVED SAMPLE	
0116755		0701617	
UL COMPONENT		CSA	
FILE#	CCN#	FILE#	GUIDE#
E44549	PRGY2	LR4642	4211-01
CUSTOMER	DISTRIBUTION		

GEOMETRIC CHARACTERISTICS & SYMBOLS
- FLATNESS
- STRAIGHTNESS
- ANGULARITY
- PERPENDICULARITY (SQUARENESS)
- PARALLELISM
- ROUNDNESS (CIRCULARITY)
- CYLINDRICITY
- PROFILE OF ANY SURFACE
- PROFILE OF ANY LINE
- RUNOUT
- TRUE POSITION
- CONCENTRICITY
- SYMMETRY

ASME Y14.5M 1994

UNLESS OTHERWISE SPECIFIED
DIM. TOLERANCES ARE AS FOLLOWS:

	X	XX	XXX	XXXX
INCH	±.1	±.02	±.005	±.0005
mm	±0.5	±0.13	±0.013	

ANG. ±.50 DEG
REMOVE BURRS & BREAK SHARP EDGES:
INCH .003-.015 mm 0.1-0.4
CORNER FILLETS TO:
INCH .020 mm 0.5
MACHINE SURFACES:
INCH 125 mm 3.2
METRIC DIMS. SHOWN IN [BRACKETS]

DR BY:	D. MUÑOZ	08-22-2008
APPD:	M. OVERHOLSER	08-22-2008
THIRD ANGLE PROJECTION	EDS DATE 11-11-2011	FORMAT REV H

CONFIDENTIAL: THIS DRAWING AND ITS INFORMATION ARE THE EXCLUSIVE AND CONFIDENTIAL PROPERTY OF REGAL-BELOIT CORPORATION AND ARE NOT TO BE DISCLOSED, DUPLICATED, DISTRIBUTED OR OTHERWISE USED WITHOUT THE WRITTEN CONSENT OF REGAL-BELOIT CORPORATION. -ALL RIGHTS RESERVED.

REGAL **REGAL-BELOIT CORPORATION**

DESCRIPTION
MODEL-PFHP-56FR
OUTLINE

SIZE	DWG NO	
C	B2984	
SCALE NONE		SHEET 1

Uncontrolled Copy

REVISION:	ECO	REVISADO POR:	FECHA:	APROBADO POR:	FECHA:
M	0030713	A.NAJERA	02-06-2013	J. DE LUNA	02-06-2013

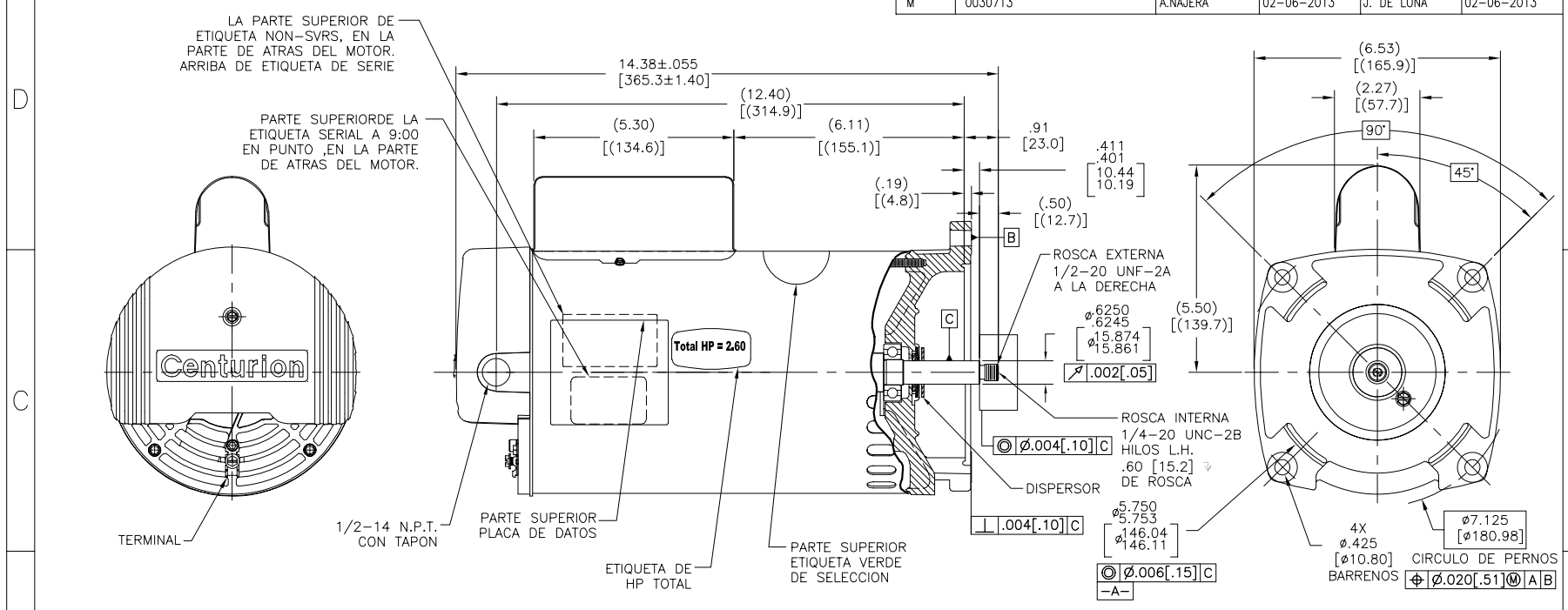

NAMEPLATE DATA

MODEL: 196445
CUST PN: B2984
HP: 2.0/.25 SF: 1.30
ROT: CCWPE
RPM: 3450/1725
TYPE: CXCP CODE: G
FORM: FRAME: Y56Y
VOLTS: 230
AMPS:
MAX AMPS:
SF AMPS: 11.0/1.8
PH: 1 HZ: 60
INS: F AMB: 50°C
DUTY: CONT
ENCLOSURE: ODP
THERMALLY PROTECTED

EXTERNAL CONNECTION DIAGRAM

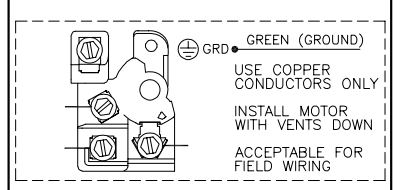

NOTES

1. PARA EXT. DE FLECHA ROSCADA LA EXCENTRICIDAD DE LA ROSCA DE LA FLECHA ES SOSTENIDA DENTRO .004[.10] LECTURA TOTAL DEL ESCANTILLON CON EL INDICADOR SOBRE EL DIAM. EXTERNO DEL ANILLO A TIERRA COMO SE MUESTRA. EL ESCANTILLON SERA ESTACIONARIO CON RESPECTO AL ROTOR.
2. JUEGO AXIAL NO EXCEDERA .010[.25] MEDIDA SIN EMPUJE.
3. TODAS LAS DIMENSIONES MOSTRADAS EN PARENTESIS SON DIMENSIONES DE REFERENCIA
4. EL ACABADO DE LA PINTURA SERA NEGRO.
5. 2.60 SF HP

PERFORMANCE CURVE		APPROVED SAMPLE	
0116755		0701617	
UL COMPONENT		CSA	
FILE#	CCN#	FILE#	GUIDE#
E44549	PRGY2	LR4642	4211-01
CUSTOMER	DISTRIBUTION		

CARACTERISTICAS DE GEOMETRIA Y SIMBOLOS
- PLANICIDAD
- RECTITUD
- ANGULARIDAD
- PERPENDICULARIDAD (A ESCUADRA)
- PARALELISMO
- REDONDEZ (CIRCULARIDAD)
- CILINDRICIDAD
- PERFIL DE CUALQUIER SUPERFICIE
- PERFIL DE CUALQUIER LINEA
- VARIACION
- POSICION REAL
- CONCENTRICIDAD
- SIMETRIA

ASME Y14.5M 1994

A MENOS QUE SE ESPECIFIQUE DE OTRA MANERA, LAS TOLERANCIAS DE LAS DIMS; SON LAS SIGUIENTES:

	X	XX	XXX	XXXX
PULG	±.1	±.02	±.005	±.0005
mm	±0.5	±0.13	±0.013	

ANG. ±.50 GRADOS
ELIMINAR REBABAS Y ORILLAS FILOSAS DEL BORDE.
PULG .003-.015 mm 0.1-0.4
FILETEAR ESQUINA: PULG .020 mm 0.5
MAQUINAR SUPERFICIES
PULG 125 mm 3.2
DIMS METRICAS MOSTRADAS [PARENTESIS]

DIBUJADO POR: D. MUÑOZ	08-22-2008
APROBADO POR: M. OVERHOLSER	08-22-2008
TERCER ANGULO DE PROYECCION	FECHA EDS: 11-11-2011
	REV. FORMATO: H

CONFIDENCIAL: ESTE DIBUJO Y SU INFORMACION SON PROPIEDAD DE USO EXCLUSIVO Y CONFIDENCIAL DE REGAL-BELOIT CORPORATION. Y NO DEBERAN SER REVELADOS, DUPLICADOS, DISTRIBUIDOS O USARSE DE OTRA MANERA SIN EL CONSENTIMIENTO ESCRITO DE REGAL-BELOIT CORPORATION. -TODOS LOS DERECHOS RESERVADOS.

REGAL **REGAL-BELOIT CORPORATION**

DESCRIPCION: MODEL-PFHP-56FR OUTLINE

TAMAÑO: C NUMERO DE DIBUJO: B2984

ESCALA: NONE HOJA: 1

Uncontrolled Copy

REV	ECO	REV BY	DATE	APPD	DATE
D	0013035	VMS	03-18-2010	JOSUE	03-18-2010

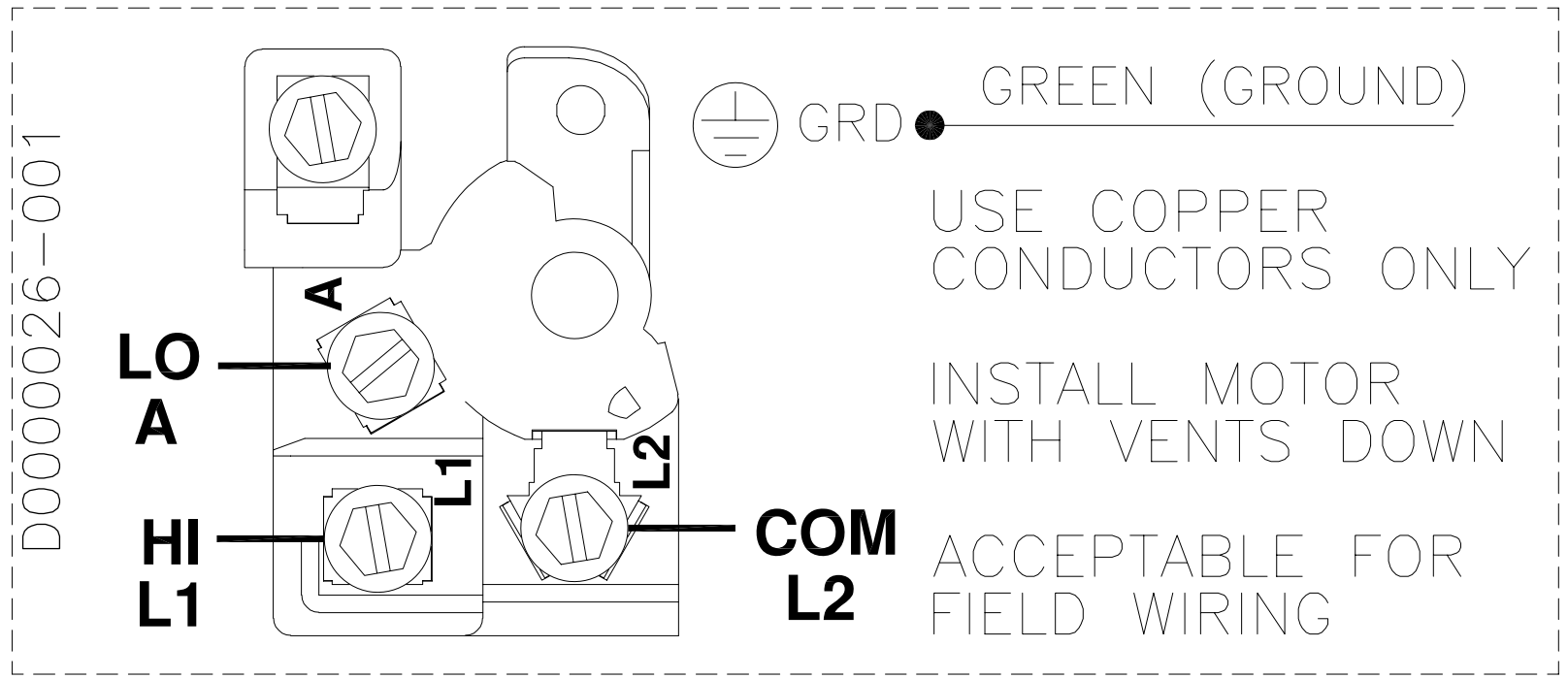

(TWO SPEED)

GEOMETRIC CHARACTERISTICS & SYMBOLS
- FLATNESS
- STRAIGHTNESS
- ANGULARITY
- PERPENDICULARITY (SQUARENESS)
- PARALLELISM
- ROUNDNESS (CIRCULARITY)
- CYLINDRICITY
- PROFILE OF ANY SURFACE
- PROFILE OF ANY LINE
- RUNOUT
- TRUE POSITION
- CONCENTRICITY
- SYMMETRY

UNLESS OTHERWISE SPECIFIED
DIM. TOLERANCES ARE AS FOLLOWS:

	X	XX	XXX	XXXX
INCH	±.1	±.02	±.005	±.0005
mm	±0.5	±0.13	±0.013	

ANG. ±.50 DEG
REMOVE BURRS & BREAK SHARP EDGES:
INCH .003–.015 mm 0.1–0.4
CORNER FILLETS TO:
INCH .020 mm 0.5
MACHINE SURFACES:
INCH 125 mm 3.2
METRIC DIMS. SHOWN IN [BRACKETS]

DR BY: Josue 07-15-2008
APPD: M. OVERHOLSER 07-15-2008
THIRD ANGLE PROJECTION
EDS DATE 02-22-2008
FORMAT REV F

CONFIDENTIAL: THIS DRAWING AND ITS INFORMATION ARE THE EXCLUSIVE AND CONFIDENTIAL PROPERTY OF A.O. SMITH CORP. AND ARE NOT TO BE DISCLOSED, DUPLICATED, DISTRIBUTED OR OTHERWISE USED WITHOUT THE WRITTEN CONSENT OF A.O. SMITH CORP.
–ALL RIGHTS RESERVED.
ASME Y14.5M 1994

AO Smith Innovation has a name.
ELECTRICAL PRODUCTS COMPANY
A DIVISION OF A. O. SMITH CORPORATION

DESCRIPTION: CONN DIAGRAM – NAMEPLATE
SIZE: A
DWG NO: D0000026-001
SCALE: NONE
SHEET: 1

Uncontrolled Copy

REVISION:	ECO	REVISADO POR:	FECHA:	APROBADO POR:	FECHA:
D	0013035	VMS	03-18-2010	JOSUE	03-18-2010

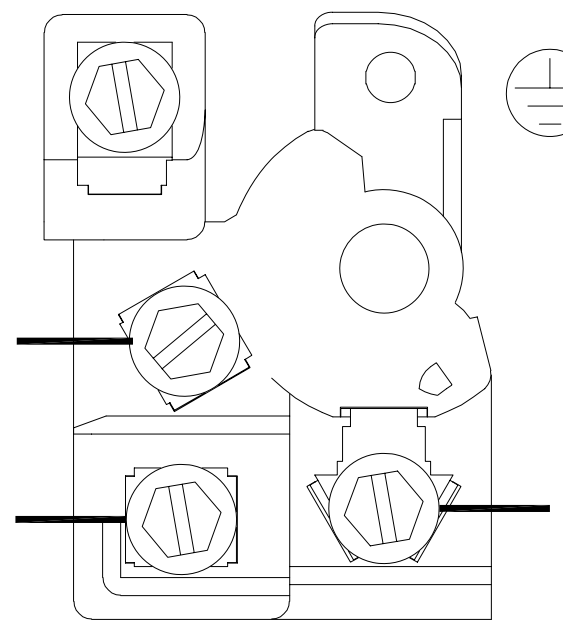

GRD GREEN (GROUND)

USE COPPER CONDUCTORS ONLY

INSTALL MOTOR WITH VENTS DOWN

ACCEPTABLE FOR FIELD WIRING

(DOS VELOCIDADES)

CARACTERISTICAS DE GEOMETRIA Y SIMBOLOS
- PLANICIDAD
- RECTITUD
- ANGULARIDAD
- PERPENDICULARIDAD (A ESCUADRA)
- PARALELISMO
- REDONDEZ (CIRCULARIDAD)
- CILINDRICIDAD
- PERFIL DE CUALQUIER SUPERFICIE
- PERFIL DE CUALQUIER LINEA
- VARIACION
- POSICION REAL
- CONCENTRICIDAD
- SIMETRIA

A MENOS QUE SE ESPECIFIQUE DE OTRA MANERA, LAS TOLERANCIAS DE LAS DIMS; SON LAS SIGUIENTES:

	X	XX	XXX	XXXX
PULG	±.1	±.02	±.005	±.0005
mm	±0.5	±0.13	±0.013	

ANG. ±.50 GRADOS
ELIMINAR REBABAS Y ORILLAS FILOSAS DEL BORDE.
PULG .003-.015 mm 0.1-0.4
FILETEAR ESQUINA: PULG .020 mm 0.5
MAQUINAR SUPERFICIES
PULG 125 mm 3.2
DIMS METRICAS MOSTRADAS [PARENTESIS]

DIBUJADO POR: Josue	07-15-2008
APROBADO POR: M. OVERHOLSER	07-15-2008
TERCER ANGULO DE PROYECCION	FECHA EDS: 02-22-2008
	REV. FORMATO: F

CONFIDENCIAL: ESTE DIBUJO Y SU INFORMACION SON PROPIEDAD DE USO EXCLUSIVO Y CONFIDENCIAL DE A.O.SMITH CORP. Y NO DEBERAN SER REVELADOS, DUPLICADOS, DISTRIBUIDOS O USARSE DE OTRA MANERA SIN EL CONSENTIMIENTO ESCRITO DE A.O. SMITH CORP. -TODOS LOS DERECHOS RESERVADOS. ASME Y14.5M 1994

A.O. Smith — Innovation has a name.

ELECTRICAL PRODUCTS COMPANY
A DIVISION OF A. O. SMITH CORPORATION

DESCRIPCION: CONN DIAGRAM - NAMEPLATE

TAMAÑO:	NUMERO DE DIBUJO:	
A	D0000026-001	
ESCALA: NONE		HOJA: 1

Uncontrolled Copy

版本	ECO	编制	日期	批准	日期
D	0013035	VMS	03-18-2010	JOSUE	03-18-2010

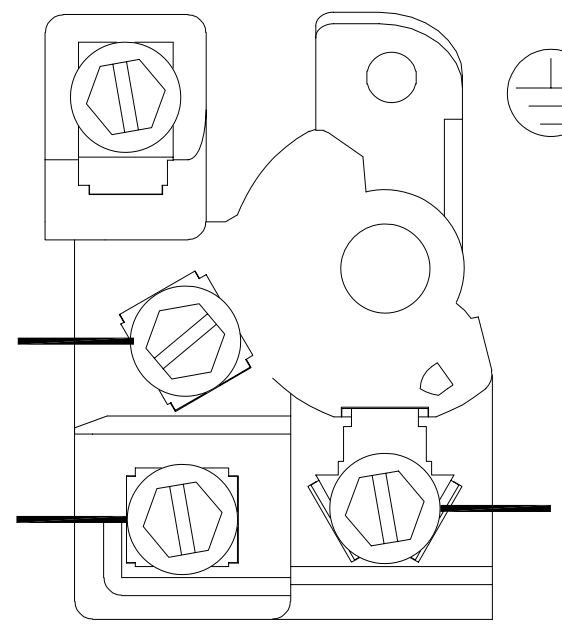

GRD GREEN (GROUND)

USE COPPER CONDUCTORS ONLY

INSTALL MOTOR WITH VENTS DOWN

ACCEPTABLE FOR FIELD WIRING

形位公差
平面度
直线度
倾斜度
垂直度
平行度
圆度
圆柱度
面轮廓度
线轮廓度
圆跳动
位置度
同轴度
对称度

除另有注明
尺寸公差如下：

	X	XX	XXX	XXXX
英寸	±.1	±.02	±.005	±.0005
毫米	±0.5	±0.13	±0.013	

角度 ±.50 度
清理毛刺和尖棱
英寸 .003~.015 毫米 0.1-0.4
内圆角
英寸 .020 毫米 0.5
表面粗糙度
英制 125 米制 3.2
米制尺寸显示在[ ]

绘图: Josue	07-15-2008
批准: M. OVERHOLSER	07-15-2008
第三角投影	图纸格式发布日期 02-22-2008
	图纸格式版本 F

机密：本图纸及相关信息所有权归A.O.SMITH公司所有。
未经A.O.SMITH公司书面授权，不得泄露、复制、传播或作其他用途。一版权所有

ASME Y14.5M 1994

AO Smith Innovation has a name.
ELECTRICAL PRODUCTS COMPANY
A DIVISION OF A. O. SMITH CORPORATION

名称 CONN DIAGRAM - NAMEPLATE

图幅	图号	
A	D0000026-001	
比例 NONE		页号 1