Uncontrolled Copy

REV	ECO	REV BY	DATE	APPD	DATE
C	0025534	I.MATA	04-24-2012	R.RASCON	04-24-2012

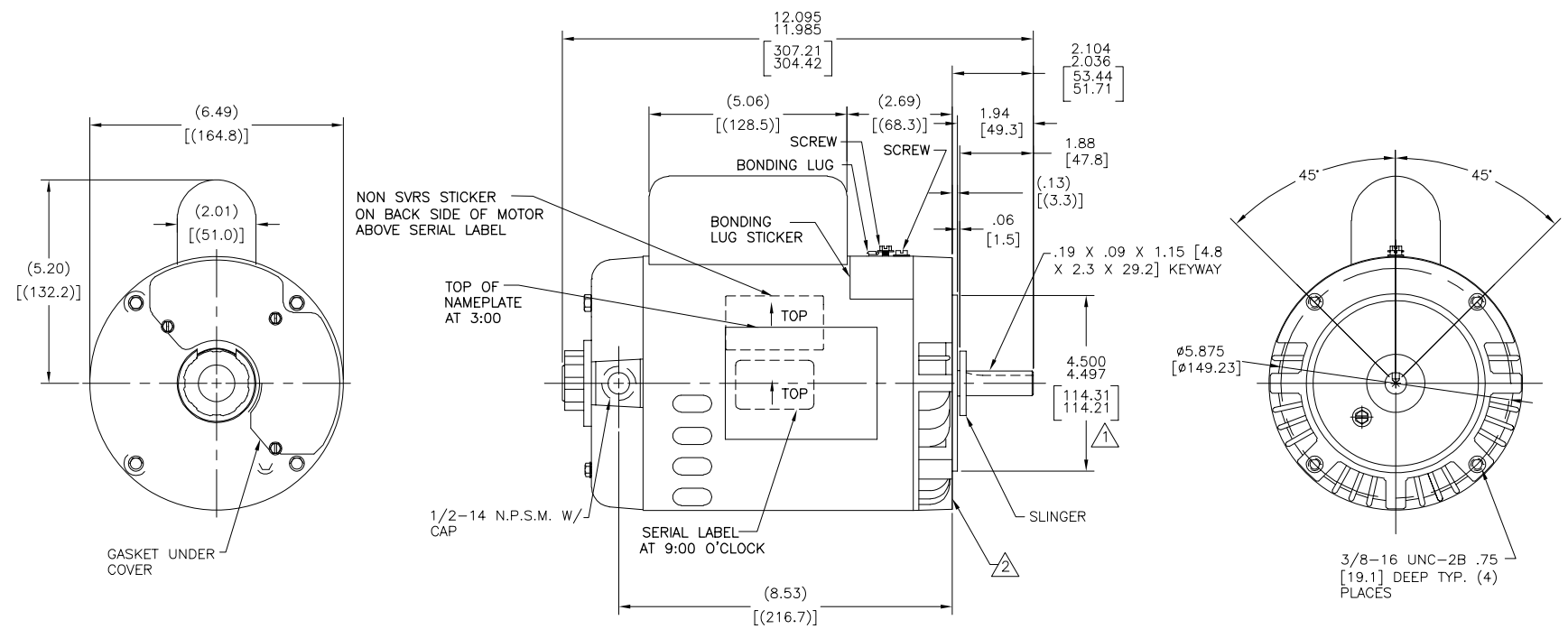

NAMEPLATE DATA

MODEL: 177059
CUST PN: B974
HP: 1.0--.12 SF: 1.40
ROT: CCWPE
RPM: 3450/1725
TYPE: CXPM CODE: H
FORM: FRAME: U 56 C
VOLTS: 230
AMPS: SF 6.3/2.3
MAX AMPS:
SF AMPS:
PH: 1 HZ: 60
INS: B AMB: 40°C
DUTY: CONT
ENCLOSURE: ODP
THERMALLY PROTECTED

EXTERNAL CONNECTION DIAGRAM

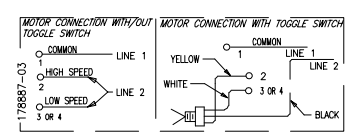

NOTES

1. PILOT DIAMETER IS CONCENTRIC WITH SHAFT CENTERLINE WITHIN .004[.10] T.I.R.
2. FACE OF MOUNTING FLANGE IS PERPENDICULAR TO SHAFT CENTERLINE WITHIN .004[.10] T.I.R.
3. SHAFT RUNOUT NOT TO EXCEED .002[.05] T.I.R
4. FOR THREADED SHAFT EXT. MATING PARTS SHOULD BE RELIEVED ON THREAD TO CLEAR FILLET.

PERFORMANCE CURVE		APPROVED SAMPLE	
16339715			
UL COMPONENT		CSA	
FILE#	CCN#	FILE#	GUIDE#
E14663	XZWR2	LR4642	4211-01
CUSTOMER	DISTRIBUTION		

GEOMETRIC CHARACTERISTICS & SYMBOLS
- FLATNESS
- STRAIGHTNESS
- ANGULARITY
- PERPENDICULARITY (SQUARENESS)
- PARALLELISM
- ROUNDNESS (CIRCULARITY)
- CYLINDRICITY
- PROFILE OF ANY SURFACE
- PROFILE OF ANY LINE
- RUNOUT
- TRUE POSITION
- CONCENTRICITY
- SYMMETRY

ASME Y14.5M 1994

UNLESS OTHERWISE SPECIFIED
DIM. TOLERANCES ARE AS FOLLOWS:

	X	XX	XXX	XXXX
INCH	±.1	±.02	±.005	±.0005
mm	±0.5	±0.13	±0.013	

ANG. ±.50 DEG
REMOVE BURRS & BREAK SHARP EDGES:
INCH .003-.015 mm 0.1-0.4
CORNER FILLETS TO:
INCH .020 mm 0.5
MACHINE SURFACES:
INCH 125 mm 3.2
METRIC DIMS. SHOWN IN [BRACKETS]

DR BY: FX	09-08-2010	
APPD: TZ	09-08-2010	
THIRD ANGLE PROJECTION	EDS DATE 11-11-2011	FORMAT REV G

CONFIDENTIAL: THIS DRAWING AND ITS INFORMATION ARE THE EXCLUSIVE AND CONFIDENTIAL PROPERTY OF REGAL-BELOIT CORPORATION AND ARE NOT TO BE DISCLOSED, DUPLICATED, DISTRIBUTED OR OTHERWISE USED WITHOUT THE WRITTEN CONSENT OF REGAL-BELOIT CORPORATION. -ALL RIGHTS RESERVED.

REGAL-BELOIT CORPORATION

DESCRIPTION: OUTLINE

SIZE: C | DWG NO: B974

SCALE: NONE | SHEET 1

Uncontrolled Copy

REVISION:	ECO	REVISADO POR:	FECHA:	APROBADO POR:	FECHA:
C	0025534	I.MATA	04-24-2012	R.RASCON	04-24-2012

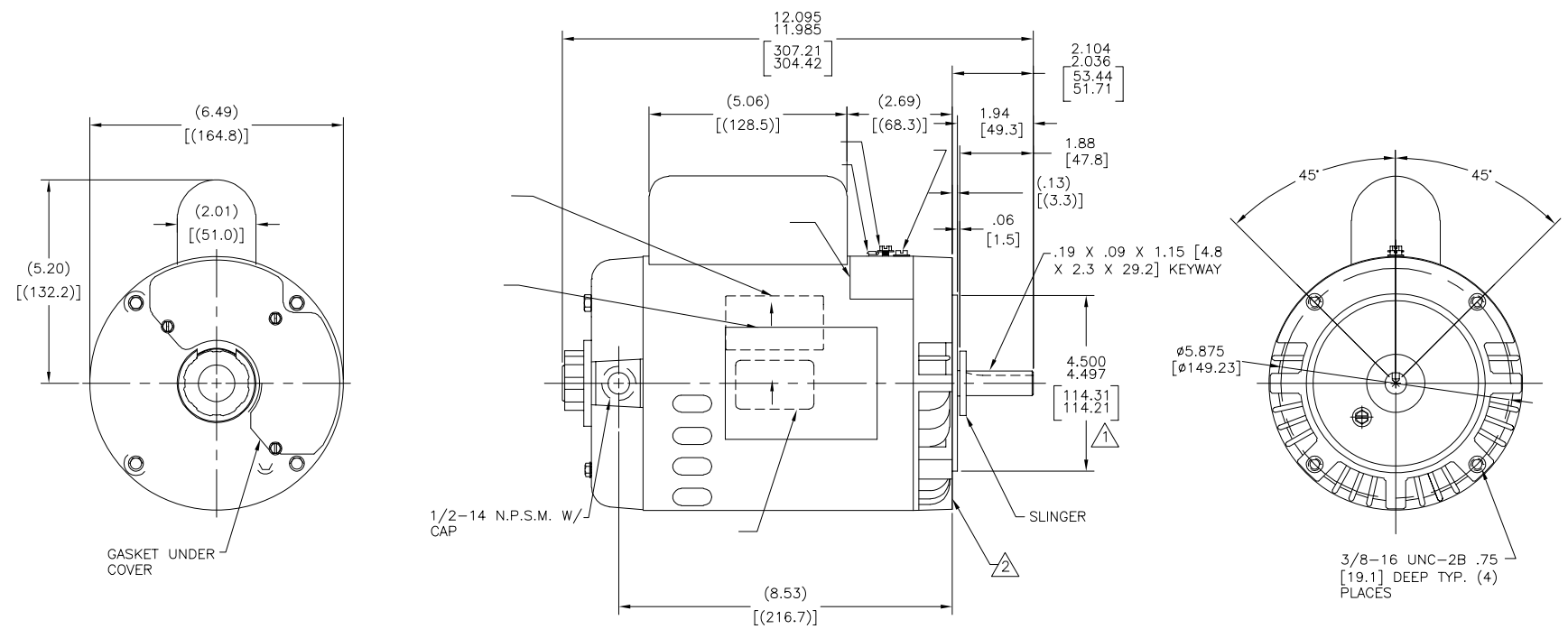

NAMEPLATE DATA

MODEL: 177059
CUST PN: B974
HP: 1.0--.12 SF: 1.40
ROT: CCWPE
RPM: 3450/1725
TYPE: CXPM CODE: H
FORM: FRAME: U 56 C
VOLTS: 230
AMPS: SF 6.3/2.3
MAX AMPS:
SF AMPS:
PH: 1 HZ: 60
INS: B AMB: 40°C
DUTY: CONT
ENCLOSURE: ODP
THERMALLY PROTECTED

EXTERNAL CONNECTION DIAGRAM

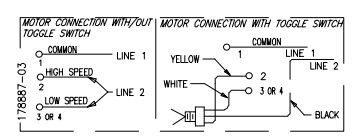

NOTES

△
△

PERFORMANCE CURVE		APPROVED SAMPLE	
16339715			
UL COMPONENT		CSA	
FILE#	CCN#	FILE#	GUIDE#
E14663	XZWR2	LR4642	4211-01
CUSTOMER	DISTRIBUTION		

CARACTERISTICAS DE GEOMETRIA Y SIMBOLOS
▱ PLANICIDAD
— RECTITUD
∠ ANGULARIDAD
⊥ PERPENDICULARIDAD (A ESCUADRA)
// PARALELISMO
○ REDONDEZ (CIRCULARIDAD)
⌭ CILINDRICIDAD
⌓ PERFIL DE CUALQUIER SUPERFICIE
⌒ PERFIL DE CUALQUIER LINEA
↗ VARIACION
⌖ POSICION REAL
◎ CONCENTRICIDAD
⌯ SIMETRIA
ASME Y14.5M 1994

A MENOS QUE SE ESPECIFIQUE DE OTRA MANERA, LAS TOLERANCIAS DE LAS DIMS. SON LAS SIGUIENTES:

	X	XX	XXX	XXXX
PULG	±.1	±.02	±.005	±.0005
mm	±0.5	±0.13	±0.013	

ANG. ±.50 GRADOS
ELIMINAR REBABAS Y ORILLAS FILOSAS DEL BORDE.
PULG .003-.015 mm 0.1-0.4
FILETEAR ESQUINA: PULG .020 mm 0.5
MAQUINAR SUPERFICIES
PULG 125 mm 3.2
DIMS METRICAS MOSTRADAS [PARENTESIS]

DIBUJADO POR: FX	09-08-2010	
APROBADO POR: TZ	09-08-2010	
TERCER ANGULO DE PROYECCION	FECHA EDS: 11-11-2011	REV. FORMATO: G

CONFIDENCIAL: ESTE DIBUJO Y SU INFORMACION SON PROPIEDAD DE USO EXCLUSIVO Y CONFIDENCIAL DE REGAL-BELOIT CORPORATION. Y NO DEBERAN SER REVELADOS, DUPLICADOS, DISTRIBUIDOS O USARSE DE OTRA MANERA SIN EL CONSENTIMIENTO ESCRITO DE REGAL-BELOIT CORPORATION. -TODOS LOS DERECHOS RESERVADOS.

REGAL-BELOIT CORPORATION

DESCRIPCION: OUTLINE

TAMAÑO: C | NUMERO DE DIBUJO: B974

ESCALA: NONE | HOJA: 1

Uncontrolled Copy

版本	ECO	编制	日期	批准	日期
C	0025534	I.MATA	04-24-2012	R.RASCON	04-24-2012

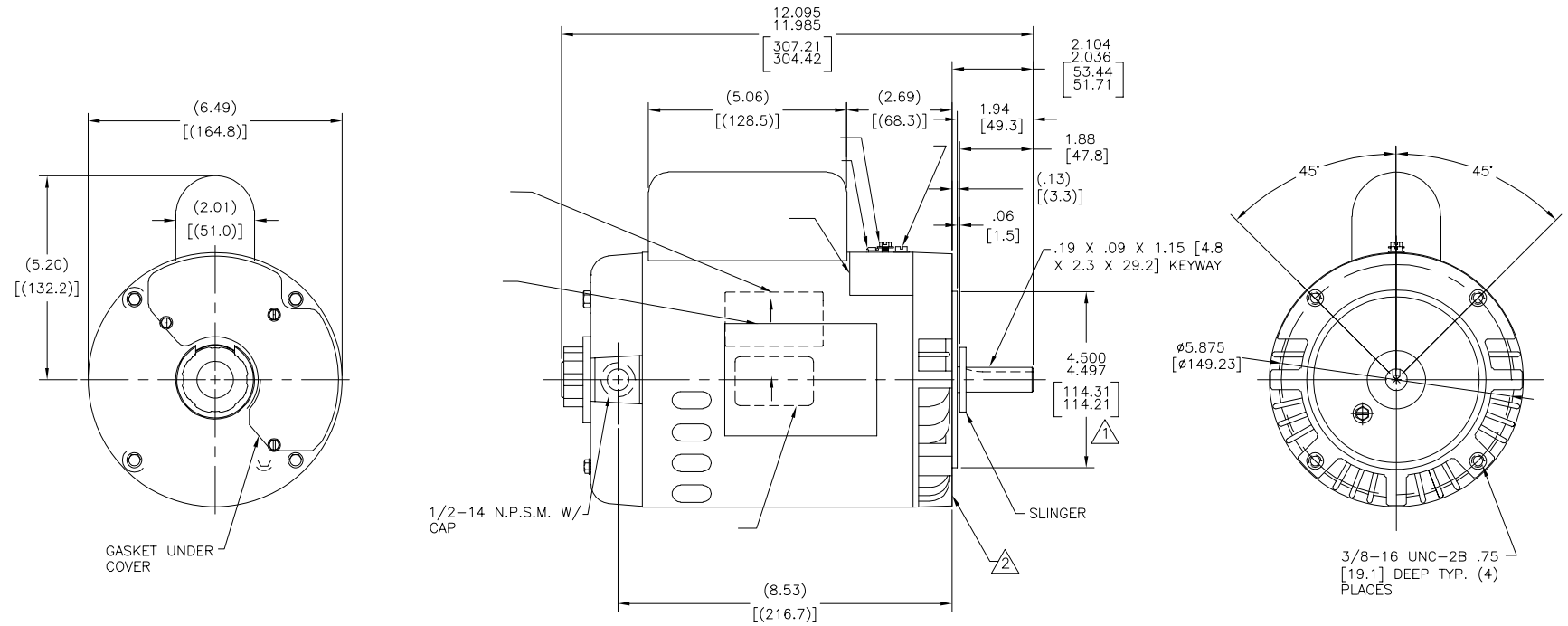

NAMEPLATE DATA

MODEL: 177059
CUST PN: B974
HP: 1.0-.12 SF: 1.40
ROT: CCWPE
RPM: 3450/1725
TYPE: CXPM CODE: H
FORM: FRAME: U 56 C
VOLTS: 230
AMPS: SF 6.3/2.3
MAX AMPS:
SF AMPS:
PH: 1 HZ: 60
INS: B AMB: 40°C
DUTY: CONT
ENCLOSURE: ODP
THERMALLY PROTECTED

EXTERNAL CONNECTION DIAGRAM

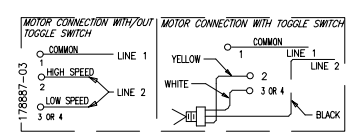

NOTES

△
△

PERFORMANCE CURVE		APPROVED SAMPLE	
16339715			
UL COMPONENT		CSA	
FILE#	CCN#	FILE#	GUIDE#
E14663	XZWR2	LR4642	4211-01
CUSTOMER		DISTRIBUTION	

形位公差
平面度
直线度
倾斜度
垂直度
平行度
圆度
圆柱度
面轮廓度
线轮廓度
圆跳动
位置度
同轴度
对称度

除另有注明
尺寸公差如下:

	X	XX	XXX	XXXX
英寸	±.1	±.02	±.005	±.0005
毫米	±0.5	±0.13	±0.013	

角度 ±.50 度
清理毛刺和尖棱
英寸 .003-.015 毫米 0.1-0.4
内圆角
英寸 .020 毫米 0.5
表面粗糙度
英制 125 米制 3.2
米制尺寸显示在[ ]

ASME Y14.5M 1994

绘图:	FX	09-08-2010	
批准:	TZ	09-08-2010	
第三角投影		图纸格式发布日期	11-11-2011
		图纸格式版本	G

机密: 本图纸及相关信息所有权属REGAL-BELOIT CORPORATION。未经REGAL-BELOIT CORPORATION书面授权，不得泄露、复制、传播或作其他用途。—版权所有

REGAL-BELOIT CORPORATION

名称: OUTLINE

图幅	图号	
C	B974	
比例 NONE		页号 1