Uncontrolled Copy

REV	ECO	REV BY	DATE	APPD	DATE
E	0015414	Teresita Reyes	08-16-2010	Samuel Jiménez	08-16-2010

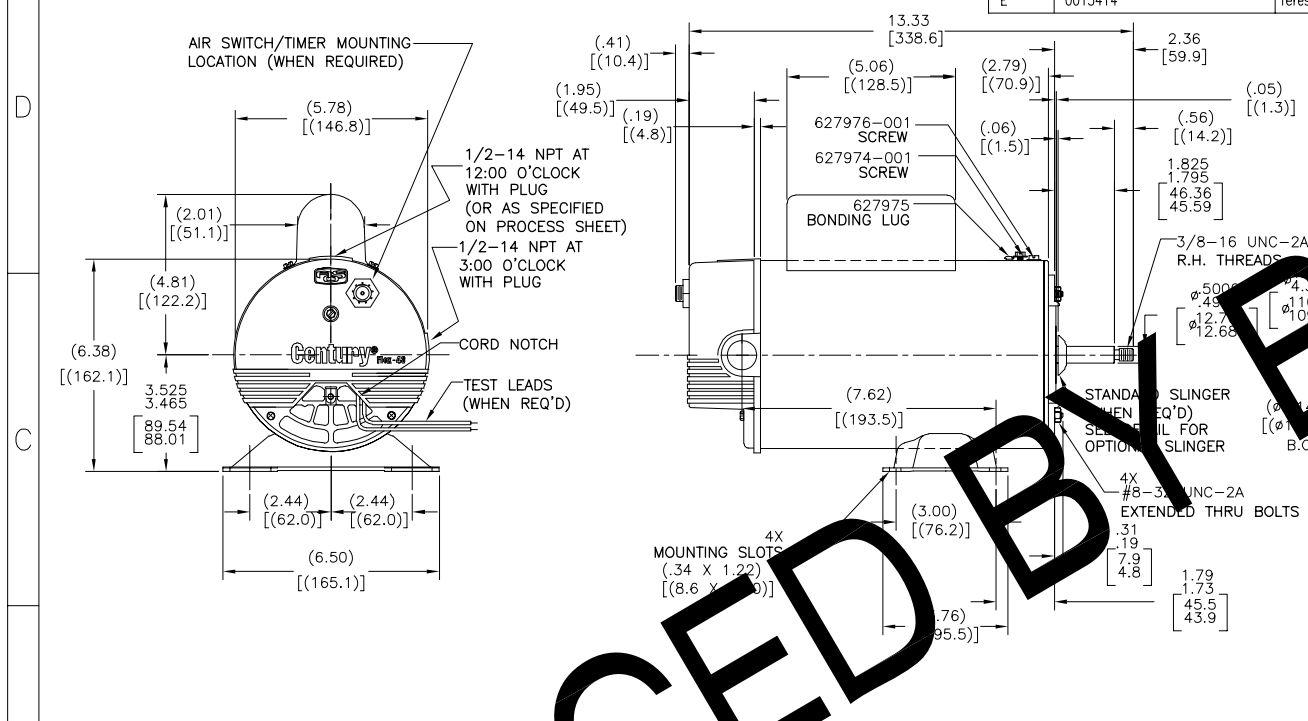

ALL DIMENSIONS SHOWN IN PARENTHESIS ARE REFERENCE DIMENSIONS. ALL OTHER DIMENSIONS ARE TOLERANCED PER THE FOLLOWING CHART UNLESS OTHERWISE SPECIFIED.

OVER ALL LENGTH	= ±.055[±1.40]
SHAFT EXT.	= ±.034[±.86]
LEAD ENDS	= ±1.00[±25.4]
EXTENDED THRU-BOLTS	= ±.05[±1.27]
ANGULAR	= ±2 DEGS.

NAMEPLATE DATA

MODEL: 182912
CUST PN: BN61
HP: – SF: –
ROT: CW
RPM: 3450/1725
TYPE: CXSM CODE: A
FORM: – FRAME: [illegible]
VOLTS: 230
AMPS: 8.5/2.8
MAX AMPS: –
SF AMPS: –
PH: 1 HZ: 60
INS: B AMB: 40°C
CONTINUOUS DUTY
THERMALLY-PROTECTED

EXTERNAL CONNECTION DIAGRAM

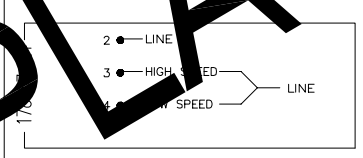

NOTES

1. THE BOTTOM TWO THRU BOLTS IN SHAFT END END FRAME ARE PARALELL TO BASE WITHIN (.060)[(1.52)].
2. LEAD END FRAME TO BE ORIENTED TO DRIVE END FRAME TO WITHIN ±2°.

OPTIONAL SLINGER 175905-01 WHEN REQ'D MOUNT FLUSH AGAINST END FRAME HUB WITH OUTSIDE DIAMETER TOWARD END FRAME FOR HAYWARD. FOR JACUZZI, MOUNT AWAY FROM END FRAME, APPROX.1 INCH FROM END FRAME OR HALFWAY DOWN SHAFT.

OPTIONAL SLINGER DETAIL

PERFORMANCE CURVE		APPROVED SAMPLE	
18043311		–	
COMPONENT		CSA	
FILE#	CCN#	FILE#	GUIDE#
E14663	XEWR2	LR4642	4211-01
CUSTOMER	DISTRIBUTION		

GEOMETRIC CHARACTERISTICS & SYMBOLS
- FLATNESS
- STRAIGHTNESS
- ANGULARITY
- PERPENDICULARITY (SQUARENESS)
- PARALLELISM
- ROUNDNESS (CIRCULARITY)
- CYLINDRICITY
- PROFILE OF ANY SURFACE
- PROFILE OF ANY LINE
- RUNOUT
- TRUE POSITION
- CONCENTRICITY
- SYMMETRY

UNLESS OTHERWISE SPECIFIED
DIM. TOLERANCES ARE AS FOLLOWS:

	X	XX	XXX	XXXX
INCH	±.1	±.02	±.005	±.0005
mm	±0.5	±0.13	±0.013	

ANG. ±.50 DEG
REMOVE BURRS & BREAK SHARP EDGES: INCH .003-.015 mm 0.1-0.4
CORNER FILLETS TO: INCH .020 mm 0.5
MACHINE SURFACES: INCH 125/ mm 3.2/
METRIC DIMS. SHOWN IN [BRACKETS]

DR BY: MARGUE 01-05-2004
APPD: D.WENDLING
THIRD ANGLE PROJECTION
EDS DATE 02-22-2008
FORMAT REV F

CONFIDENTIAL: THIS DRAWING AND ITS INFORMATION ARE THE EXCLUSIVE AND CONFIDENTIAL PROPERTY OF A.O. SMITH CORP. AND ARE NOT TO BE DISCLOSED, DUPLICATED, DISTRIBUTED OR OTHERWISE USED WITHOUT THE WRITTEN CONSENT OF A.O. SMITH CORP. -ALL RIGHTS RESERVED.
ASME Y14.5M 1994

A.O. Smith — Innovation has a name.
ELECTRICAL PRODUCTS COMPANY
A DIVISION OF A. O. SMITH CORPORATION

DESCRIPTION: OUTLINE
SIZE: C DWG NO: 02278903-003
SCALE: NONE SHEET: 3

REPLACED BY BN61

Uncontrolled Copy

REVISION:	ECO	REVISADO POR:	FECHA:	APROBADO POR:	FECHA:
E	0015414	Teresita Reyes	08-16-2010	Samuel Jiménez	08-16-2010

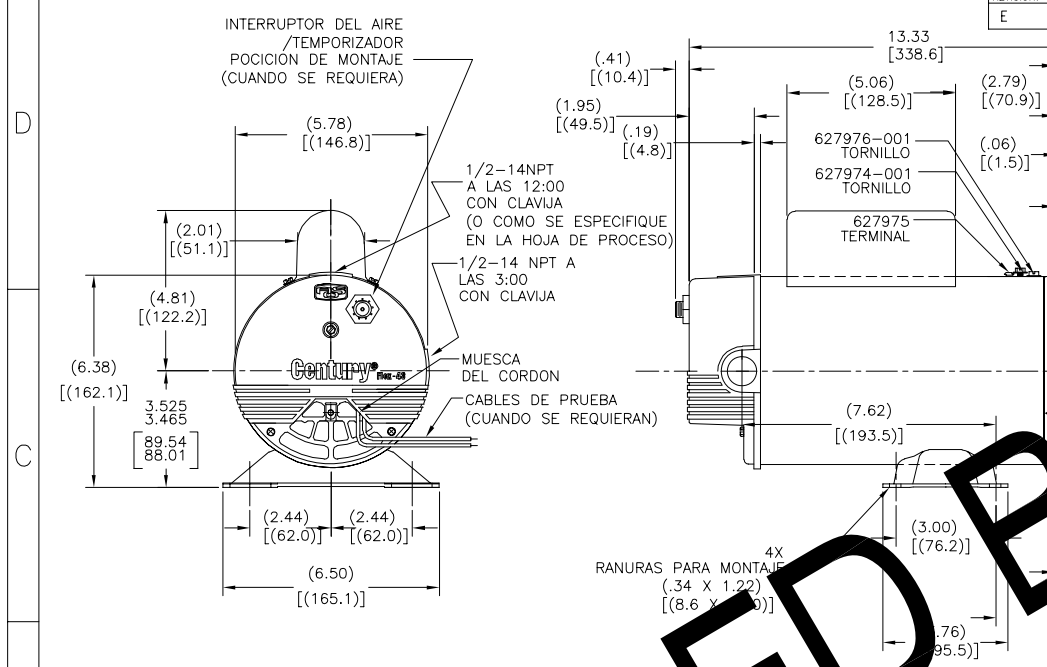

TODAS LAS DIMENSIONES MOSTRADSA EN PARENTESIS SON SOLO DE REFERENCIA. LAS DEMAS DIMENSIONES TIENEN LAS TOLERANCIAS DE LA SIGUIENTE TABLA, A MENOS QUE SE ESPECIFIQUE DE OTRA MANERA.

LONG. TOTAL [±1.40]
EXTENSION DE FLECHA [±.86]
LONGITUD DE CABLES = ±1.00[±25.4]
TORNILLOS EXTENDIDOS = ±.05[±1.27]
DIMENSIONES = ±2 GRADOS.
ANGULARES

DISPERSOR OPCIONAL 17590501 CUANDO SE REQUIERA. MONTAR ENCONTRA DEL CUBO DE LA TAPA CON EL DIAMETRO EXTERNO HACIA LA CARCAZA PARA HAYWARD. PARA JACUZZI, MONTAR SEPARADO DE LA TAPA 1.00[25.4] APROX. DESDE LA TAPA O DESDE REBORDE GUIA DE LA FLECHA.

DETALLE OPCIONAL DEL DISPERSOR

PLACA DE DATOS

MODEL: 182912
CUST PN: BN61
HP: –
SF: –
ROT: CW
RPM: 3450/1725
TYPE: CXSM
CODE: A
FORM: –
FRAME: [illegible]
VOLTS: 230
AMPS: 8.5/2.8
MAX AMPS: –
SF AMPS: [illegible]
PH: 1
HZ: 60
INS: B
AMB: 40°C
DUTY: CONT
PROTECTORE: [illegible]
THERMALLY-PROTECTED

DIAGRAMA EXTERNO DE CONEXION

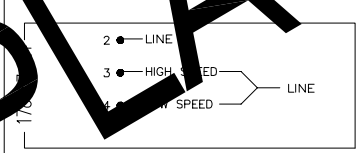

NOTAS

1. LOS DOS TORNILLOS INFERIORES EN LA TAPA EL DEL LADO DE LA FLECHA SON PARALELOS A LA BASE DENTRO DE .060[1.52]
2. EL LADO DE LOS CABLES DE LA CARCAZA DEBE IR ORIENTADO HACIA EL LADO MOTRIZ DENTRO DE ±2°

PERFORMANCE CURVE		APPROVED SAMPLE	
1804331		–	
COMPONENT		CSA	
FILE#	CCN#	FILE#	GUIDE#
E14663	XEWR2	LR4642	4211-01
CUSTOMER	DISTRIBUTION		

CARACTERISTICAS DE GEOMETRIA Y SIMBOLOS
- PLANICIDAD
- RECTITUD
- ANGULARIDAD
- PERPENDICULARIDAD (A ESCUADRA)
- PARALELISMO
- REDONDEZ (CIRCULARIDAD)
- CILINDRICIDAD
- PERFIL DE CUALQUIER SUPERFICIE
- PERFIL DE CUALQUIER LINEA
- VARIACION
- POSICION REAL
- CONCENTRICIDAD
- SIMETRIA

A MENOS QUE SE ESPECIFIQUE DE OTRA MANERA, LAS TOLERANCIAS DE LAS DIMS. SON LAS SIGUIENTES:

	X	XX	XXX	XXXX
PULG	±.1	±.02	±.005	±.0005
mm	±0.5	±0.13	±0.013	

ANG. ±.50 GRADOS
ELIMINAR REBABAS Y ORILLAS FILOSAS DEL BORDE.
PULG .003–.015 mm 0.1–0.4
FILETEAR ESQUINA: PULG .020 mm 0.5
MAQUINAR SUPERFICIES
PULG 125 mm 3.2
DIMS METRICAS MOSTRADAS [PARENTESIS]

DIBUJADO POR: MARGUE	01-05-2004
APROBADO POR: D.WENDLING	
TERCER ANGULO DE PROYECCION	FECHA EDS: 02-22-2008
	REV. FORMATO: F

CONFIDENCIAL: ESTE DIBUJO Y SU INFORMACION SON PROPIEDAD DE USO EXCLUSIVO Y CONFIDENCIAL DE A.O.SMITH CORP. Y NO DEBERAN SER REVELADOS, DUPLICADOS, DISTRIBUIDOS O USARSE DE OTRA MANERA SIN EL CONSENTIMIENTO ESCRITO DE A.O. SMITH CORP. –TODOS LOS DERECHOS RESERVADOS.ASME Y14.5M 1994

A.O. Smith — Innovation has a name.
ELECTRICAL PRODUCTS COMPANY
A DIVISION OF A. O. SMITH CORPORATION

DESCRIPCION: OUTLINE

TAMAÑO: C
NUMERO DE DIBUJO: 02278903-003
ESCALA: NONE
HOJA: 3

REPLACED BY BN61

Uncontrolled Copy

版本	ECO	编制	日期	批准	日期
E	0015414	Teresita Reyes	08-16-2010	Samuel Jiménez	08-16-2010

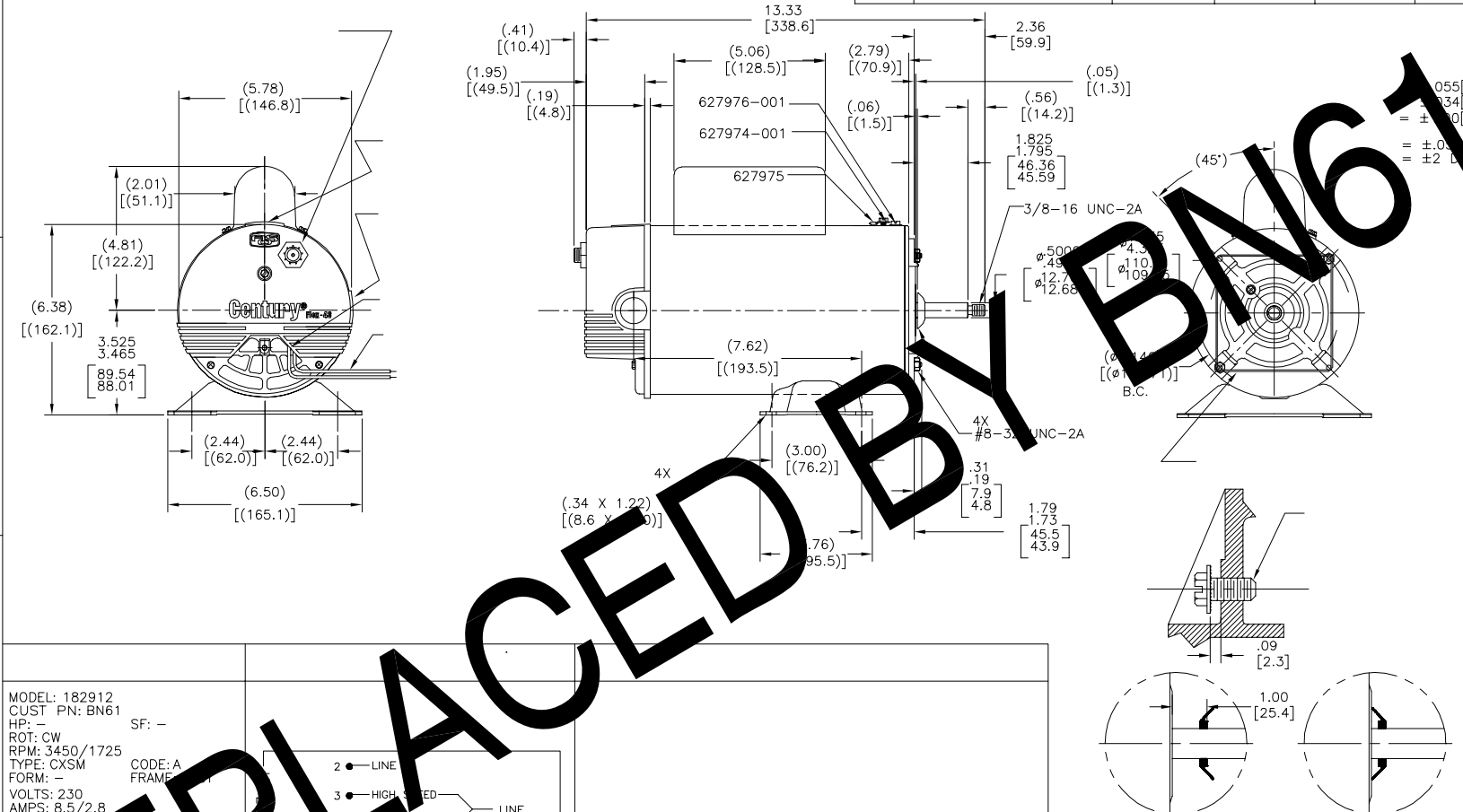

MODEL: 182912
CUST PN: BN61
HP: –
SF: –
ROT: CW
RPM: 3450/1725
TYPE: CXSM
CODE: A
FORM: –
FRAME: [illegible]
VOLTS: 230
AMPS: 8.5/2.8
MAX AMPS: –
SF AMPS: –
PH: 1
HZ: 60
INS: B
AMB: [illegible]°C
DUTY: CONT
ACCLOSURE: [illegible]
THERMALLY-PROTECTED

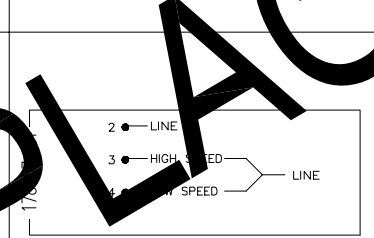

PERFORMANCE CURVE		APPROVED SAMPLE	
18043311		–	
COMPONENT		CSA	
FILE#	CCN#	FILE#	GUIDE#
E14663	XEWR2	LR4642	4211-01
CUSTOMER	DISTRIBUTION		

形位公差
平面度
直线度
倾斜度
垂直度
平行度
圆度
圆柱度
面轮廓度
线轮廓度
圆跳动
位置度
同轴度
对称度

除另有注明
尺寸公差如下:

	X	XX	XXX	XXXX
英寸	±.1	±.02	±.005	±.0005
毫米	±0.5	±0.13	±0.013	

角度 ±.50 度
清焊毛刺和尖棱
英寸 .003-.015 毫米 0.1-0.4
内圆角
英寸 .020 毫米 0.5
表面粗糙度
英制 125 米制 3.2
米制尺寸显示在[ ]

绘图: MARGUE	01-05-2004
批准: D.WENDLING	
第三角投影	图纸格式发布日期 02-22-2008
	图纸格式版本 F

机密: 本图纸及相关信息所有权归A.O.SMITH公司所有。未经A.O.SMITH公司书面授权，不得泄露、复制、传播或作其他用途。—版权所有

ASME Y14.5M 1994

A.O.Smith Innovation has a name.
ELECTRICAL PRODUCTS COMPANY
A DIVISION OF A. O. SMITH CORPORATION

名称: OUTLINE
图幅: C
图号: 02278903-003
比例: NONE
页号: 3

REPLACED BY BN61